
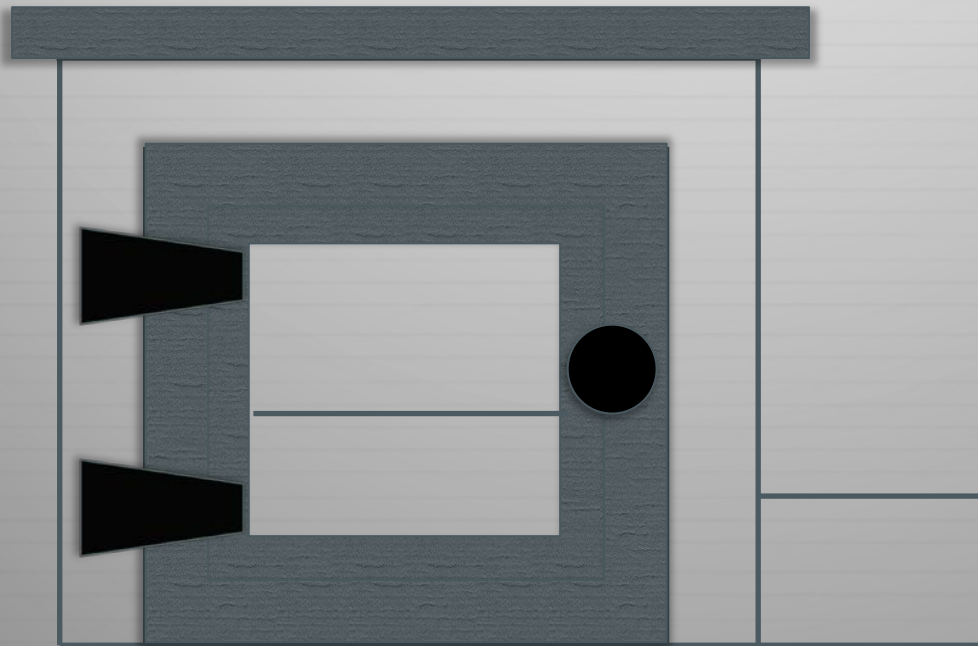





# Overview



These plans will result in a two-shelf library with optional side shelf for decoration.  
Drawings are not to scale; dimensions are approximate. Consider width of saw blade in cuts and level of precision desired.  
Customize library easily by modifying these concept illustrations.



# Ingredients



- ✦ Two sheets of  $\frac{3}{4}$ " thick nominal 4' x 8' CDX (exterior grade) plywood.
- ✦ Four three-inch flat L-brackets.
- ✦ A sheet of  $\frac{1}{16}$ " thick plexiglass, at least 15" x 15".
- ✦ 12  $\frac{1}{16}$ " or  $\frac{1}{8}$ " window screen clips.
- ✦ Two flush type hinges (hinges that lie flat).
- ✦ A door handle.
- ✦ A box of 2.5" exterior grade screws.



# Step 2: Cut Back



- ✦ Cut the piece 22" x 37".
- ✦ Cut each side 15 inches wide by 24 inches high.
- ✦ 9.5" inches in from the right, cut down 17.5 inches.
- ✦ Shave off from the top a 6 degree angle.

